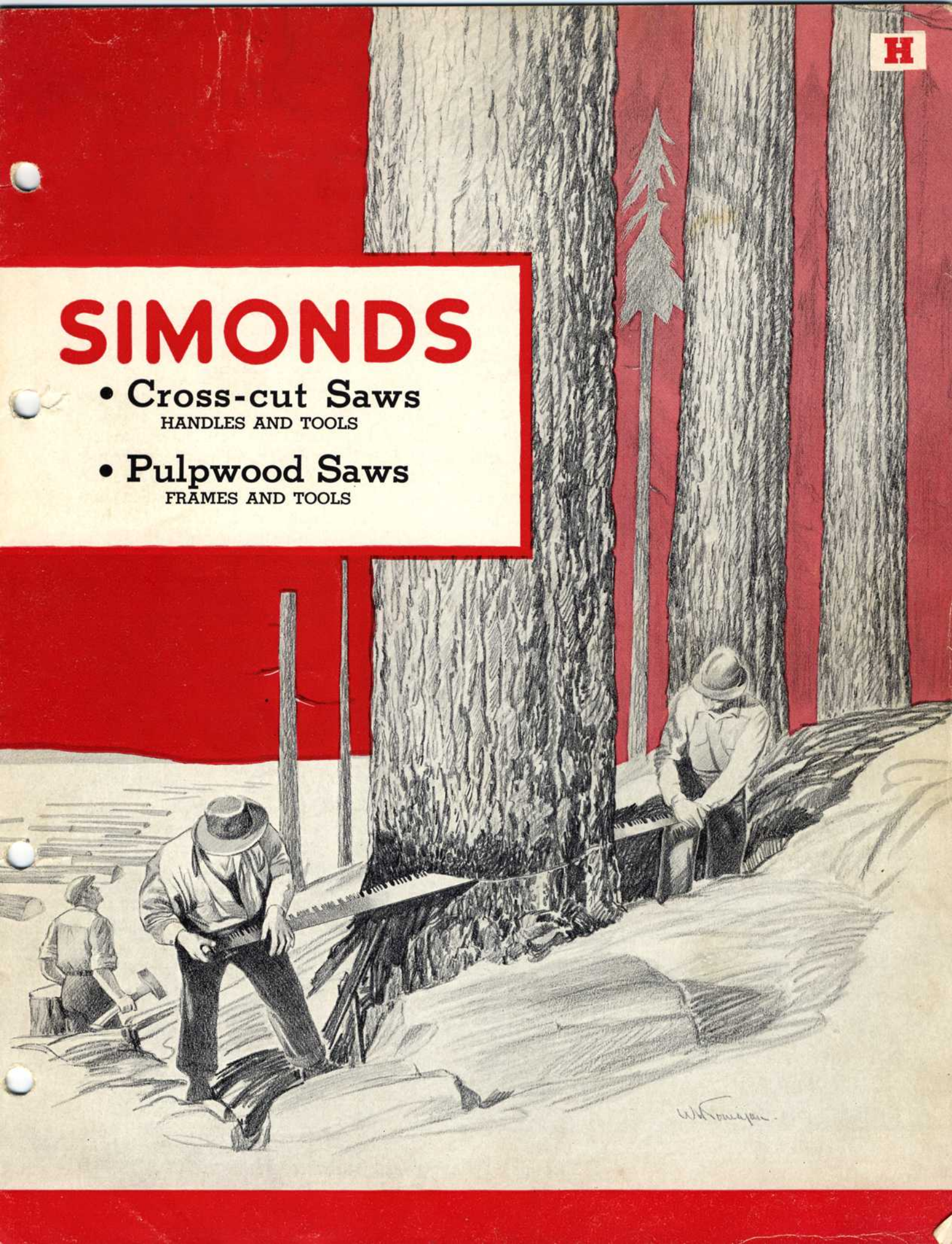


SIMONDS

- **Cross-cut Saws**
HANDLES AND TOOLS
- **Pulpwood Saws**
FRAMES AND TOOLS



SIMONDS Crescent Ground CROSS-CUT SAWS

Uniform Steel

A cross-cut saw can be no better than the steel from which it is made. All steel used in Simonds Crescent Ground Cross-cut Saws is made in our own Steel Mill at Lockport, New York, by the cold melt electric furnace process, recognized by metallurgists as the most dependable for high quality steel. More important to saw users, the fact that we manufacture our steel makes it possible for our own highly trained metallurgists to test samples of each melt in the laboratory before the steel is poured from the furnace. No steel may be poured until it has been analyzed and approved. This assures us a uniform steel

that will take the high temper required in Simonds Cross-cut Saws.


Heat Treating

In the world-famous windowless plant at Fitchburg, Massachusetts, Simonds engineers have designed and built heat-treating furnaces especially for hardening and tempering Simonds Crescent Ground Cross-cut Saws. These furnaces are equipped with the most modern automatic temperature control devices. However, to make doubly sure that the saws receive the proper temper, constant tests of the work are made by skilled inspectors. This assures that every Simonds Crescent Ground Cross-cut Saw is tempered to hold a keen point and stand up longer under the toughest cutting conditions.

Method of Grinding

Simonds method of grinding cross-cut saws is the finest yet developed. Individual saws are ground on both sides at once by opposed grinding wheels, thus eliminating all lumps from the plate. As the pictures at the right show, the stock is removed beginning at the back of the saw and working gradually toward the cutting edge. Thus a uniform taper runs all the way from the points of the teeth to the back, the full length of the saw. The thickness at the cutting edge is the same from end to end, thus assuring a uniform kerf.

Plates for Simonds Crescent Ground Cross-cut Saws are individually rolled to shape at the Steel Mill



SIMONDS Crescent Ground Cross-cut Saws

Because of this method of grinding, the taper from the teeth to the back being uniform on both sides, Simonds Crescent Ground Cross-cut Saws require less set. This means a narrow kerf and an easier running saw. There are no spots in the plate to cause the saw to bind.


The teeth on Simonds Crescent Ground Cross-cut Saws are designed for fast cutting. Large raker gullets give ample room for dust and chips to prevent "choking up" in large timber. The slightly flared rakers require less swaging and square edges on all gullets assure that no dust can work into the sides of the cut and cause the saw to pull hard.

Experienced filers point up the teeth and rakers by hand so that they can be readily adjusted to the particular type of timber to be cut.

Simonds Special Cross-cut File is illustrated on page H-15.

Every step in the manufacture of Simonds Crescent Ground Cross-cut

Saws from the steel to the final filing is carefully checked by expert saw makers. This extra care enables us to guarantee that Simonds Crescent Ground Cross-cut Saws will cut more timber with less effort and will stay sharp longer between filings than any other saw on the market.



Crescent Grinding gives uniform taper →



Cross-cut Saw Packaging

For greater convenience in handling and shipping, as well as to insure delivery in perfect condition, Simonds Crescent and Taper Ground Cross-cut Saws are individually packaged in sturdy corrugated board, as shown in Illustration 1. Quantities of 5 two-man or 6 one-man saws are further packed in tough, corrugated containers bound with steel strapping, as shown in Illustration 2.* Both the individual saw package as well as the outer container are plainly marked as to saw number, quantity and length, for easy identification. Flat Ground Cross-cut Saws are shipped in the same outer container but are not individually packaged.

*All shipments to the West Coast and for Export are made in bulk lots of 25 in strong, wooden boxes, as shown in Illustration 3.

H-4

SIMONDS Crescent Ground Cross-cut Saws



No. 503



No. 513



No. 541

SIMONDS Taper Ground Cross-cut Saws



No. 519



No. 520

CROSS-CUT SAW Specifications

Royal Chinook

No. 503 Bucking For years the standard bucking saw in fir, spruce and hemlock on the Pacific Coast. Large raker gullets are designed to allow plenty of room for shavings in large timber. Has just the right breast on the cutting edge for a natural, easy stroke plus extra weight for fast cutting. This saw is made especially stiff to eliminate vibration at the free end when bucking on side hills in rough country. Backs carefully dressed off to assure smooth running when undercutting.

<i>Number</i>	<i>Length</i>	<i>Width at Center</i>	<i>Width at Ends</i>	<i>Weight Pounds</i>	<i>No. Gauges Taper</i>
503	5'	6 $\frac{1}{4}$ "	4 $\frac{3}{8}$ "	6 $\frac{1}{2}$	4
	6	6 $\frac{7}{8}$	4 $\frac{3}{8}$	8 $\frac{1}{2}$	4
	6 $\frac{1}{2}$	7	4 $\frac{1}{4}$	9 $\frac{3}{4}$	4
	7	7 $\frac{1}{4}$	4 $\frac{1}{4}$	10 $\frac{1}{2}$	4

No. 513 Falling Specially developed for falling in Pacific Coast timber. Careful inspection assures that each Royal Chinook saw is made as nearly perfect as possible. No lumps, twists or kinks are to be found in these saws. Simonds Crescent Grinding makes it possible to fit these saws with almost no set and yet have them run free and cut straight stumps. Made of the finest grade of saw steel from Simonds own Steel Mill, the points stay sharp even in the hardest knots.

513	5 $\frac{1}{2}$	5 $\frac{1}{2}$	3 $\frac{3}{8}$	5 $\frac{7}{8}$	5
	6	5 $\frac{5}{8}$	3 $\frac{1}{4}$	6 $\frac{1}{4}$	5
	6 $\frac{1}{2}$	5 $\frac{5}{8}$	3 $\frac{1}{4}$	6 $\frac{3}{4}$	5
	7	5 $\frac{5}{8}$	3 $\frac{1}{4}$	7 $\frac{3}{4}$	5
	7 $\frac{1}{2}$	5 $\frac{3}{4}$	3 $\frac{3}{8}$	8 $\frac{1}{2}$	5
	8	5 $\frac{7}{8}$	3 $\frac{3}{8}$	9 $\frac{1}{4}$	5
	9	6	3 $\frac{3}{8}$	10 $\frac{1}{8}$	5
10	6	3 $\frac{3}{8}$	11 $\frac{1}{8}$	5	

No. 541 Falling This is a special pattern and special temper for falling and double bucking in pine and fir stands east of the mountains in the Northwest. A light, easy running saw. It will cut more timber with less effort than any other saw of its kind. Taper ground by Simonds Crescent Grinding method, it will run free with a minimum amount of set.

<i>Number</i>	<i>Length</i>	<i>Width at Center</i>	<i>Width at Ends</i>	<i>Weight Pounds</i>	<i>No. Gauges Taper</i>
541	5 $\frac{1}{2}$ '	5 $\frac{1}{2}$ "	3 $\frac{3}{8}$ "	4 $\frac{5}{8}$	5
	6	5 $\frac{3}{4}$	3 $\frac{3}{8}$	5 $\frac{5}{8}$	4
	6 $\frac{1}{2}$	6 $\frac{1}{16}$	3 $\frac{3}{8}$	6 $\frac{3}{8}$	4

CROSS-CUT SAW Specifications

SIMONDS Brand

No. 519 Especially designed for cutting trees, poles and small timber. The narrow blade and wide gullets make this an easy running and fast cutting saw.

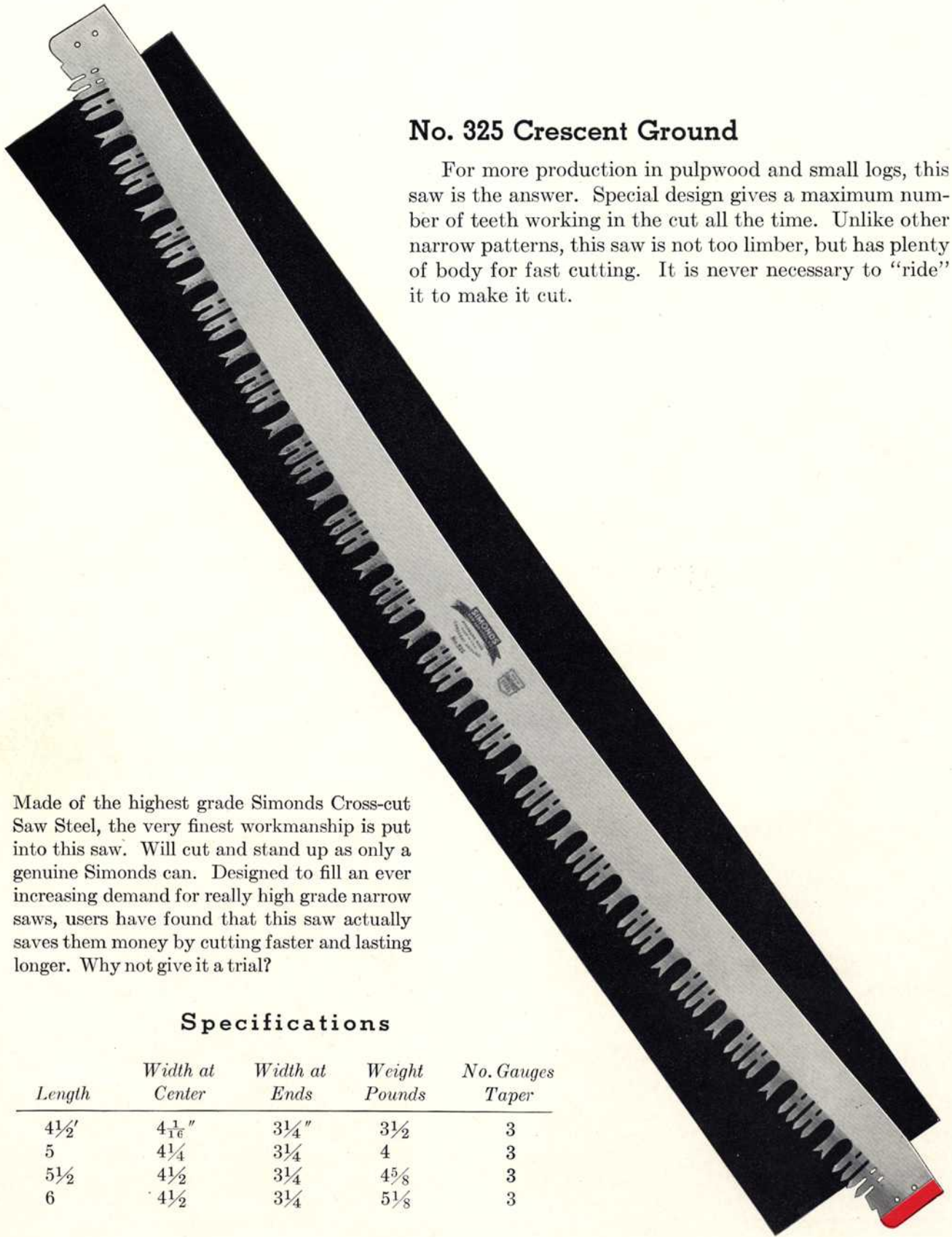
<i>Number</i>	<i>Length</i>	<i>Width at Center</i>	<i>Width at Ends</i>	<i>Weight Pounds</i>	<i>No. Gauges Taper</i>
519	4 $\frac{1}{2}$ '	4 $\frac{11}{16}$ "	3 $\frac{1}{8}$ "	4 $\frac{1}{8}$	4
	5	4 $\frac{7}{8}$	3 $\frac{1}{8}$	4 $\frac{3}{4}$	4

No. 520 Bucking A medium priced saw for contractors and ranchers. Especially adapted for use in all types of construction work, particularly for trimming piling and timbers in shipyards, bridge work and similar work. This general utility saw is built with Simonds precision all the way through, making it the leader in its field.

520	5	6 $\frac{7}{16}$	4 $\frac{3}{8}$	7	4
	6	6 $\frac{7}{8}$	4 $\frac{3}{8}$	8 $\frac{1}{4}$	4
	6 $\frac{1}{2}$	7	4 $\frac{3}{8}$	9 $\frac{1}{2}$	4
	7	7 $\frac{3}{16}$	4 $\frac{3}{8}$	10 $\frac{3}{8}$	4

H-6

SIMONDS Crescent Ground Cross-cut Saws



No. 325 Crescent Ground

For more production in pulpwood and small logs, this saw is the answer. Special design gives a maximum number of teeth working in the cut all the time. Unlike other narrow patterns, this saw is not too limber, but has plenty of body for fast cutting. It is never necessary to "ride" it to make it cut.

Made of the highest grade Simonds Cross-cut Saw Steel, the very finest workmanship is put into this saw. Will cut and stand up as only a genuine Simonds can. Designed to fill an ever increasing demand for really high grade narrow saws, users have found that this saw actually saves them money by cutting faster and lasting longer. Why not give it a trial?

Specifications

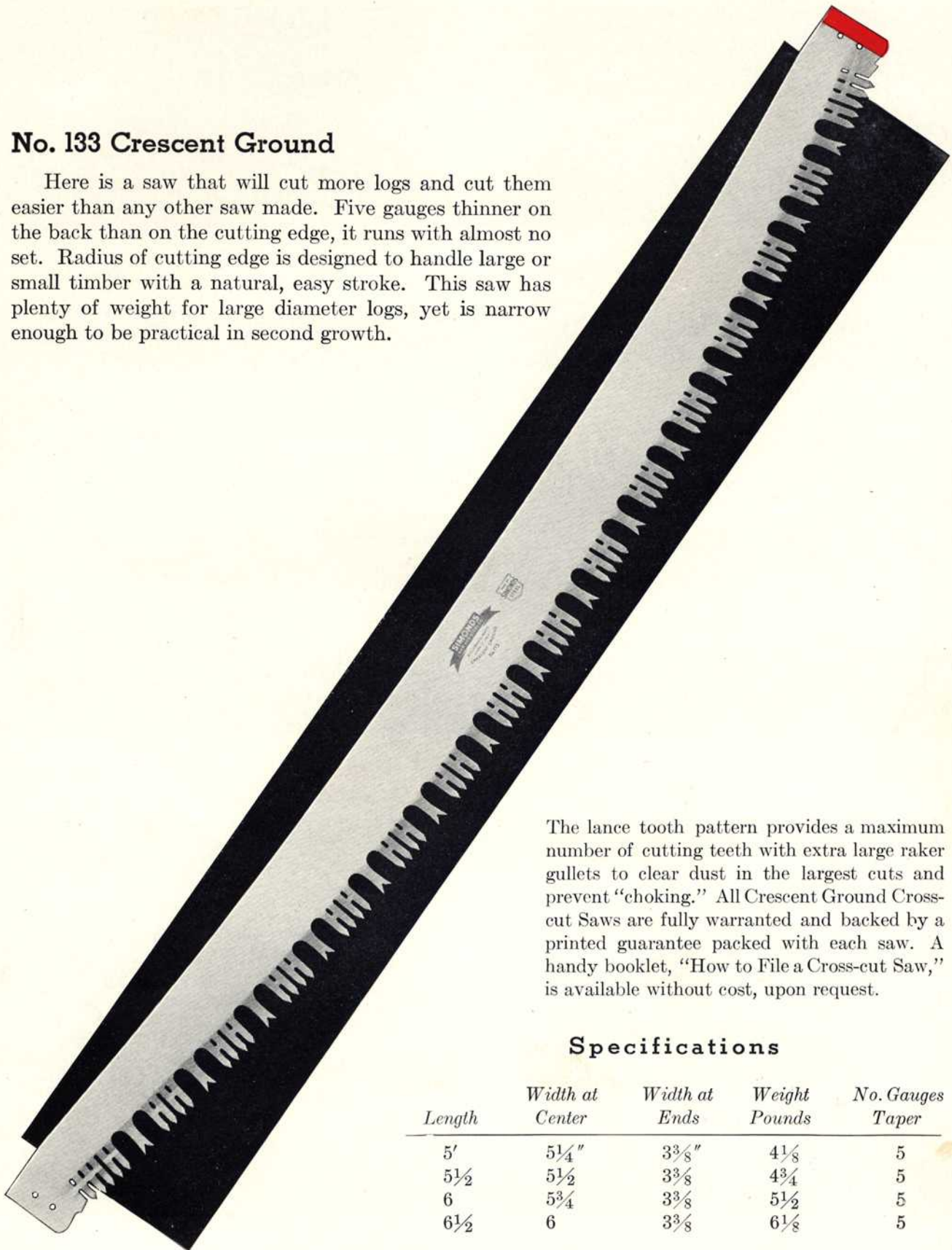
<i>Length</i>	<i>Width at Center</i>	<i>Width at Ends</i>	<i>Weight Pounds</i>	<i>No. Gauges Taper</i>
4½'	4 $\frac{1}{16}$ "	3 $\frac{1}{4}$ "	3½	3
5	4 $\frac{1}{4}$	3 $\frac{1}{4}$	4	3
5½'	4 $\frac{1}{2}$	3 $\frac{1}{4}$	4 $\frac{5}{8}$	3
6	4 $\frac{1}{2}$	3 $\frac{1}{4}$	5 $\frac{1}{8}$	3

SIMONDS SAW AND STEEL COMPANY

SIMONDS Crescent Ground Cross-cut Saws

No. 133 Crescent Ground

Here is a saw that will cut more logs and cut them easier than any other saw made. Five gauges thinner on the back than on the cutting edge, it runs with almost no set. Radius of cutting edge is designed to handle large or small timber with a natural, easy stroke. This saw has plenty of weight for large diameter logs, yet is narrow enough to be practical in second growth.



The lance tooth pattern provides a maximum number of cutting teeth with extra large raker gullets to clear dust in the largest cuts and prevent "choking." All Crescent Ground Cross-cut Saws are fully warranted and backed by a printed guarantee packed with each saw. A handy booklet, "How to File a Cross-cut Saw," is available without cost, upon request.

Specifications

Length	Width at Center	Width at Ends	Weight Pounds	No. Gauges Taper
5'	5 $\frac{1}{4}$ "	3 $\frac{3}{8}$ "	4 $\frac{1}{8}$	5
5 $\frac{1}{2}$	5 $\frac{1}{2}$	3 $\frac{3}{8}$	4 $\frac{3}{4}$	5
6	5 $\frac{3}{4}$	3 $\frac{3}{8}$	5 $\frac{1}{2}$	5
6 $\frac{1}{2}$	6	3 $\frac{3}{8}$	6 $\frac{1}{8}$	5

H-8

SIMONDS Crescent Ground Cross-cut Saws



No. 315



No. 13



No. 113



No. 22



No. 324

CROSS-CUT SAW Specifications

Two Cutting Teeth to Each Raker

Close spacing of cutting teeth and rakers makes this a fast cutting tooth in dry, hard timber where little dust room is needed.

No. 315 Narrow sway-back pattern suitable for cutting small diameter hardwood. Narrow plate leaves extra room to use a wedge even in small cuts if necessary.

SIMONDS "Crescent Ground"

<i>Number</i>	<i>Length</i>	<i>Width at Center</i>	<i>Width at Ends</i>	<i>Weight Pounds</i>	<i>No. Gauges Taper</i>
315	5'	4 $\frac{1}{4}$ "	3 $\frac{1}{4}$ "	4 $\frac{1}{8}$	3
	5 $\frac{1}{2}$	4 $\frac{1}{2}$	3 $\frac{3}{4}$	4 $\frac{3}{4}$	3

Two Cutting Teeth to Each Raker

Specially suited for cutting extra hard or frozen timber where the depth of cut per stroke is not great and the extra number of rakers in the cut is a distinct advantage in fast cutting.

No. 13 Wide pattern gives extra weight for fast cutting in large diameter hard timber. Wide plate also assures a straight cut.

No. 113 Medium-wide sway-back pattern. A fast cutting saw in medium or small size hardwood where a narrow plate is an advantage. Highly tempered to stay sharp longer in frozen timber.

<i>Number</i>	<i>Length</i>	<i>Width at Center</i>	<i>Width at Ends</i>	<i>Weight Pounds</i>	<i>No. Gauges Taper</i>
13	5'	6 $\frac{1}{8}$ "	3 $\frac{1}{4}$ "	4 $\frac{3}{8}$	5
	5 $\frac{1}{2}$	6 $\frac{5}{8}$	3 $\frac{1}{4}$	5 $\frac{3}{4}$	6
	6	7	3 $\frac{1}{4}$	6 $\frac{5}{8}$	6
113	5	5 $\frac{1}{4}$	3 $\frac{3}{8}$	4 $\frac{1}{8}$	5
	5 $\frac{1}{2}$	5 $\frac{1}{2}$	3 $\frac{3}{8}$	4 $\frac{3}{4}$	5
	6	5 $\frac{3}{4}$	3 $\frac{3}{8}$	5 $\frac{5}{8}$	5

Perforated Lance Tooth

Here is the best cutting tooth for all but extra hard or frozen timber. The four cutting teeth will not dull as quickly as two. Large raker gullets will not "choke up" even in the softest timber and are scientifically designed to drop the chips free at each end of the cut. Easy to file, this long-wearing tooth has never been equalled for practical log-cutting.

No. 22 Wide pattern log saw for large virgin timber. For those who like a heavy saw, this pattern has been standard for years. Radius on the cutting edge just fits the natural stroke of most sawyers.

No. 324 Medium-wide, straight-back pattern has a somewhat flatter radius on cutting edge than the No. 22. This is a heavy gauge saw especially suited to large-butted swamp-grown timber.

<i>Number</i>	<i>Length</i>	<i>Width at Center</i>	<i>Width at Ends</i>	<i>Weight Pounds</i>	<i>No. Gauges Taper</i>
22	5'	6 $\frac{1}{8}$ "	3 $\frac{1}{4}$ "	4 $\frac{1}{8}$	5
	5 $\frac{1}{2}$	6 $\frac{5}{8}$	3 $\frac{1}{4}$	5 $\frac{3}{4}$	6
	6	7	3 $\frac{1}{4}$	6 $\frac{3}{8}$	6
324	5	5 $\frac{3}{8}$	3 $\frac{1}{4}$	3 $\frac{3}{4}$	5
	5 $\frac{1}{2}$	5 $\frac{3}{4}$	3 $\frac{1}{4}$	5 $\frac{1}{8}$	6
	6	5 $\frac{7}{8}$	3 $\frac{1}{4}$	5 $\frac{3}{4}$	5
	6 $\frac{1}{2}$	6 $\frac{1}{4}$	3 $\frac{1}{4}$	6 $\frac{5}{8}$	5
	7	6 $\frac{5}{8}$	3 $\frac{1}{4}$	7 $\frac{5}{8}$	5

H-10


SIMONDS Taper Ground Cross-cut Saws



No. 200



No. 202



No. 0214



No. 214

BAY STATE CROSS-CUT SAW



No. 210

CROSS-CUT SAW Specifications

Made of fine quality steel from our own Steel Mill, Simonds Taper Ground Cross-cut Saws are the leaders in their field. Adapted for use on farms and construction jobs, the Taper Ground Line will stand up and cut, second only to Simonds Crescent Ground Cross-cut Saws.

SIMONDS BRAND

Two Cutting Teeth to Each Raker

No. 200 Medium wide pattern. Taper ground five gauges thinner on the back than on the cutting edge.

<i>Number</i>	<i>Length</i>	<i>Width at Center</i>	<i>Width at Ends</i>	<i>Weight Pounds</i>	<i>No. Gauges Taper</i>
200	5½'	5¾"	3¼"	4¾	5
	6	5⅞	3¼"	6⅛	5

Perforated Lance Tooth

No. 202 Medium-wide saw. Five gauges taper.

202	5	5⅜	3¼	4	5
	5½	5¾	3¼	5	5
	6	5⅞	3¼	6	5
	6½	6¼	3¼	7	5

Perforated Lance Tooth

No. 0214 Hollow back pattern. A narrow, light saw. Works well in small soft timber. Tapered two gauges.

<i>Number</i>	<i>Length</i>	<i>Width at Center</i>	<i>Width at Ends</i>	<i>Weight Pounds</i>	<i>No. Gauges Taper</i>
0214	5'	3¾"	2⅛"	3⅝	2
	5½	3¾"	2⅛"	3⅞	2
	6	3¾"	2⅛"	4¼	2

No. 214 Same as above, but flat ground.

214	5	3¾	3¾	3½	None
	5½	3¾	3¾	4⅛	None
	6	3¾	3¾	4½	None

BAY STATE BRAND


Two Cutting Teeth to Each Raker

No. 210 Hollow-back pattern. A good, light saw.

<i>Number</i>	<i>Length</i>	<i>Width at Center</i>	<i>Width at Ends</i>	<i>Weight Pounds</i>	<i>No. Gauges Taper</i>
210	5'	3⅜"	3⅜"	3¼	None
	5½	3⅜"	3⅜"	4	None
	6	3⅜"	3⅜"	4½	None

H-12


Crescent Ground One-man Cross-cut Saws



No. 221

No. 223

Taper Ground One-man Cross-cut Saws



No. 111

No. 222

No. 227

CROSS-CUT SAW Specifications

**Two Cutting Teeth
to Each Raker**

No. 221 For hard and frozen timber. Just the right balance for easy, fast cutting. Made of the same high grade steel as Simonds Crescent Ground Two-man Cross-cut Saws.

SIMONDS Crescent Ground (One-man)

<i>Number</i>	<i>Length</i>	<i>Width at Butt End</i>	<i>Width at End</i>	<i>Weight Pounds</i>	<i>No. Gauges Taper</i>
221	3½'	6⅞"	2⅞"	4½	3
	4	6⅞"	2⅞"	5	3
	4½	6⅞"	2⅞"	6	3
223	3½'	6⅞"	2⅞"	4½	3
	4	6⅞"	2⅞"	5	3
	4½	6⅞"	2⅞"	6	3

Perforated Lance Tooth

No. 223 Has extra gullet room for cutting medium hard timber. Will stay sharp longer than any one-man saw made. Large hand hole in handle permits sawing with mitten or glove in cold weather.

Regular One-man Saws fitted with wooden handles only. Supplementary handles are not furnished with saws.

Tuttle Tooth

No. 111 General utility one-man saw. Small tooth enables it to be used in trimming small branches, as well as cutting fairly good sized trees.

SIMONDS Brand (One-man)

<i>Number</i>	<i>Length</i>	<i>Width at Butt End</i>	<i>Width at End</i>	<i>Weight Pounds</i>	<i>No. Gauges Taper</i>
111	3'	6¾"	2½"	3¾	Slight
	3½'	7	2½"	4⅝	Slight
	4	7	2½"	5⅝	Slight
	4½	7	2½"	6	Slight

Perforated Lance Tooth

No. 222 For cutting large logs. Has the same gullet room as narrow two-man saw. Particularly suited for cutting soft wood.

222	3½'	7	2½"	4⅝	Slight
	4	7	2½"	5	Slight
	4½	7	2½"	5⅝	Slight

Special Mine Temper

The No. 227 One-man Cross-cut Saw has full length tapered lance teeth with spacing especially adapted for ease in cutting rough or sawn timbers such as used in mines. Fitted with metal handle only. The steel is of special mine temper to permit extreme set where necessary in cutting wet, water-soaked timbers.

<i>Number</i>	<i>Length</i>	<i>Width at Center</i>	<i>Width at Ends</i>	<i>Weight Pounds</i>	<i>No. Gauges Taper</i>
227	3½'	7"	2½"	4¾	Slight
	4	7	2½"	5	Slight

SIMONDS CROSS-CUT SAW HANDLES

Cross-cut saw handles are of two general types—the loop type and the bolt and rivet type. The loop type can be put on and taken off a saw more quickly than the bolt and rivet type. A turn of the wrist frees it, allowing the end of the saw to be pulled clear of the cut when necessary, often saving the saw from a bad jam. For those who prefer a long handle, the bolt and rivet type will be found most satisfactory.



No. 6 Select seasoned hickory, pressed in and riveted to iron ferrule, makes this a strong, long-wearing handle. Loop is made of malleable iron and will not bend out of line. Full, fast-feeding threads on ferrule and loop are individually matched to assure a snug fit with no annoying "play." Special fiber washer between two hardened steel washers prevents handle from working loose

while sawing. Wooden stock is turned to the natural fit of the hand: can be used with or without mitten.

Length, not including loop—8¾ inches.

Packed 100 pair in a case. Shipping weight—184 pounds.



No. 111-B Straight grained, dry hardwood handle, featuring extra strong malleable iron castings. Heavy steel bolt has large-eared wing nut for easy tightening by hand. Rivet that slips through end hole in saw is case-hardened for extra long wear.

Length over all—14 inches.

Packed 10 pair in carton.

Shipping weight—17½ pounds per carton.

No. 111 Similar to No. 111-B but has lighter castings and bolt. Length over all—13¼ inches.



No. 44 This stout hardwood handle has the steel loop running up through it to a malleable iron cap nut at its upper end. Thus, when tightened, the entire handle is held firmly against the saw.

Length, not including loop—8 inches.

Packed 10 pair in a carton.

Shipping weight—20 pounds per carton.

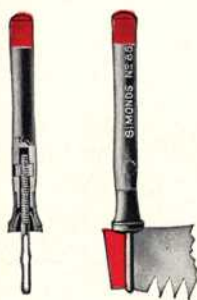


No. 395
Reversible Guard Handle

Made of select seasoned hickory handle stock, strong steel bolt and rivet, heavy malleable iron castings. All parts replaceable. Ideal for either falling or bucking.

Packed 30 pair in case.

Shipping weight—100 pounds.



No. 88 Loop type handle with large washer in contact with back of saw to assure perfect alignment. Loop made of welded steel bar, screws into malleable iron nut set flush into the handle above the ferrule.

Length, exclusive of loop—9 inches.

Packed 10 pair in a carton.

Shipping weight—20½ pounds per carton.



No. 392 Supplementary One-man handle.

No. 100 A light, sturdy handle. Has a loop which screws into plug nut.

Length, not including loop—9½ inches.

Packed 10 pair in carton.

Shipping weight—10 pounds per carton:

No. 390 Has extra large hand hole to give plenty of room for mitten when sawing in cold weather.




No. 393 Two-horn handle such as used on No. 221 One-man Saw.

No. 444 Malleable iron One-man Handle, same as No. 390. Galvanized to prevent rusting.

This is an excellent handle for saws that receive a good deal of abuse, such as those used underground in mines. Interchangeable with standard wooden handle.




SIMONDS CROSS-CUT SAW TOOLS



No. 342 Saw Tool

Here is a saw tool that combines jointer, raker gauge and raker swage pin. A special feature of this tool is the calibrated scale which shows directly each four one-thousandths of an inch raising or lowering of the raker filing rack. All adjustments are easily and quickly made by thumb screws—no tools necessary. Wearing parts are made of glass-hard steel plates. Packed complete with setting stake, spider gauge and directions for use.



No. 340 Saw Tool

Die-cast aluminum frame with hardened steel plates at all points of wear. Height of raker filing rack is easily adjustable by means of a setscrew. Holds file square with cutting edge for jointing.


Special Cross-cut Saw File



By using Simonds Special Cross-cut Saw File, because it is uniform in width, the same amount of perfect work is secured from each half of each side; an amount that will average considerably more than can be secured with a regular Mill File.

**Simonds No. 348
Docking or Framing Saw**

An easy-cutting handy saw for lumbermen to use around docks and yards where rough ends of boards or planks need to be sawed off. Also for bridge builders, scale builders, carpenters, house framing, and for the farm woodyard. Full-




No. 333 Setting Hammer

Designed by woodsmen for woodsmen, has the balance and just the right weight for easy setting. Hardened faces, shaped so as to set tooth without injuring it. Also an excellent hammer for swaging rakers.



No. 337 Setting Hammer

Made of forged steel. Can be used for both swaging and setting. Has one hammer face and one slotted face for spring setting.



**No. 346
Hammer**

Lightweight, forged swaging and setting hammer.

**Gibbs Cross-cut Saw Jointer
For Pacific Coast Saws**



PATENTED

The Gibbs Cross-cut Saw Jointer can be quickly adjusted to the curvature of any cross-cut saw. The guide shoes cause the jointing file to pass over low spots uniformly, evening off the high spots. Frame is of malleable iron. Shoes are of full hardened tool steel. Directions for use packed with each tool.



**No. 344
Setting Block**

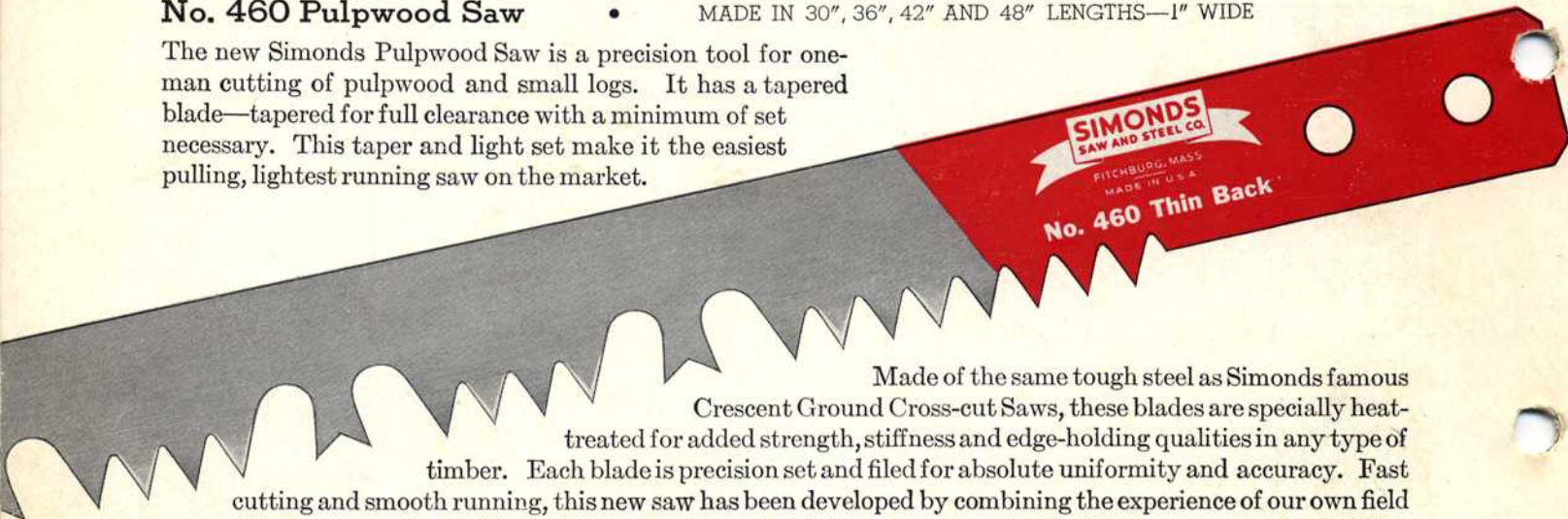
Is compact, yet has plenty of weight so that it will back up a good solid blow from setting hammer. Fits naturally in the hand. Beveled faces are hardened to last a lifetime.

SIMONDS Pulpwood Saws, Frames and Tools

No. 460 Pulpwood Saw


MADE IN 30", 36", 42" AND 48" LENGTHS—1" WIDE

The new Simonds Pulpwood Saw is a precision tool for one-man cutting of pulpwood and small logs. It has a tapered blade—tapered for full clearance with a minimum of set necessary. This taper and light set make it the easiest pulling, lightest running saw on the market.



Made of the same tough steel as Simonds famous Crescent Ground Cross-cut Saws, these blades are specially heat-treated for added strength, stiffness and edge-holding qualities in any type of timber. Each blade is precision set and filed for absolute uniformity and accuracy. Fast cutting and smooth running, this new saw has been developed by combining the experience of our own field men with the suggestions of skilled operators throughout the industry. No effort has been spared in reaching the high degree of quality found in the whole line of Simonds Products.

Packaged in dozens in strong, attractive boxes . . .



. . . easily accessible for individual sales.

Look for the **SIMONDS Red Box**




This diagram shows how **SIMONDS Pulpwood Blades** taper from cutting edge to back allowing maximum clearance.

No. 450 Raker Gauge and Jointer



Quickly and easily adjustable for jointing teeth and filing rakers to proper height. Die cast frame has glass-hard steel fittings. Full instructions included with each gauge. Individually packed.



No. 225 Pulpwood Saw Frames


Solid, non-adjustable type, steel tubing. Knurled pins, for clamping to ends of blade, are made so they cannot be lost. The tightening lever safely and easily stretches the blade to proper tension. Made for 30", 36", 42" and 48" blades. All frames measure 10½" from back to tooth edge. The frame for the 42" blade can be used for measuring a four-foot log.

SIMONDS Pulpwood Saw Files

For best cutting efficiency Pulpwood Blades should be filed to maintain the keen cutting edge. The three Simonds "Red Tang" Files listed here are the most popular and satisfactory for this job.



Mill File—For jointing, side jointing and cutting down rakers. 6-inch length will be found most practical for this work.



Special Bucksaw File—Recommended for use on cutting teeth and rakers. Made in 6-inch length.



Cant Saw File—Correct file for keeping rakers in good condition. The 6-inch length is recommended.